

UTILIZING INTERACTIVE MOBILE TECHNOLOGY FOR HEALTH EDUCATION: CREATION AND EVALUATION OF A CALORIE AND NUTRITION TRACKING APPLICATION FOR THE MALAYSIAN POPULATION

SARNI SUHAILA RAHIM^{1*}, CHAN HOE WAI², SHAHRIL PARUMO³, ROSLEEN ABDUL SAMAD⁴, SURIATI KHARTINI JALI⁵

^{1,2,3,4}Fakulti Teknologi Maklumat Dan Komunikasi, Universiti Teknikal Malaysia Melaka (UTeM), 76100 Durian Tunggal, Melaka, Malaysia

⁵Faculty of Computer Science and Information Technology, Universiti Malaysia Sarawak (UNIMAS), 94300 Kota Samarahan, Sarawak, Malaysia

E-mail: ^{1*}sarni@utem.edu.my, ²b032110136@student.utem.edu.my, ³shahrilparumo@utem.edu.my, ⁴rosleen@utem.edu.my, ⁵jskhartini@unimas.my

ABSTRACT

This study investigates the transformative capacity of interactive mobile technology as creative tools for revitalizing health education, highlighting their potential to enhance user understanding and promote greater engagement. This article assesses a detailed calorie and nutrition tracking mobile application designed exclusively for the Malaysian demographic. The main aim of this study was to furnish clients with precise and thorough information regarding their nutritional intake, enabling informed dietary and health decisions. The program comprised multiple components, including user registration, a food database and logging system, goal setting and progress tracking, instructional resources, and a mindfulness evaluation. Contemporary calorie and nutrition tracking programs are predominantly designed for users beyond Malaysia and have a limited database of Malaysian food items, making them less relevant to the local populace. This study focused mostly on Malaysian who wanted to track their calorie consumption for weight loss, muscle development, or weight stabilization. The efficacy of the application as a novel instrument for enhancing dietary control and fostering healthy eating practices was assessed through extensive testing with a representative cohort of Malaysian users. Preliminary findings demonstrate that mobile content significantly improves knowledge and awareness, presenting it as a dynamic, engaging, and accessible medium for disseminating information. This effort utilized mobile technologies to improve food knowledge and health outcomes in Malaysia.

Keywords: *Interactive Mobile Technology, Health Education, Nutrition Tracking Application, Malaysian Dietary Practices, Calorie Management and Wellness*

1. INTRODUCTION

Progress in interactive mobile technology has revolutionized health education, offering novel approaches to increase user involvement and promote understanding of health concepts. In Malaysia, where dietary habits and nutritional demands are profoundly influenced by cultural and regional diversity, contemporary calorie and nutrition tracking applications sometimes inadequately address the specific requirements of the local population. This paper examines the design, development, and assessment of a mobile application specifically developed for the Malaysian population, with the objective of addressing

deficiencies in health education resources. This program aims to enable users to make informed nutritional choices and embrace better lives by incorporating a localized food database, personalized goal-setting tools, and educational resources. The study emphasizes the potential of mobile technology to revolutionize health education and offers significant insights into its applicability for tackling Malaysia's distinct nutritional concerns.

The Malaysia Nutrition/Calories Tracker Mobile Application functions as a mechanism for measuring daily caloric intake. This program primarily targets Malaysian consumers aiming to regulate their calorie consumption for objectives such as weight reduction, muscle development, or

weight preservation. The study underscores the inadequacies of current calorie and nutrition tracking technologies, which are predominantly tailored for populations outside of Malaysia. Consequently, these applications frequently lack pertinence for local consumers due to insufficient databases of Malaysian culinary items. This study fills this need by creating a culturally and contextually suitable tool for Malaysians aiming to regulate their calorie consumption for weight loss, muscle building, or weight maintenance. This program will provide a comprehensive database of Malaysian food items, setting it apart from existing calorie tracking systems that mainly serve users outside of Malaysia and fail to accurately represent the distinctive dietary preferences and cultural influences of the Malaysian populace.

The development of this mobile application is an opportune response to the increasing prevalence of obesity and associated health issues in Malaysia. The Malaysian population's prevalence of obesity, diabetes, and cardiovascular diseases has been exacerbated by sedentary lifestyles and poor dietary practices. There is an urgent need for interventions that promote healthier eating patterns and empower individuals to make informed dietary choices.

The primary objective of this paper is to provide an in-depth evaluation of the usability of mobile applications for monitoring daily caloric intake and to propose an interactive approach to achieving users' fitness goals.

This study encompasses a critical analysis of the theoretical frameworks supporting mobile health applications, a review of the literature on nutrition and calorie-tracking applications, and a thorough evaluation of the usability of a nutrition and calorie tracker designed specifically for Malaysian users. This effort is expected to strengthen the broader discussion on innovative health practices, envisioning a future where health management is improved by the dynamic integration of technology and cultural relevance.

2. LITERATURE REVIEW

2.1 Current Works

Mobile applications have become an essential element of modern society, providing unparalleled functionality, accessibility, and convenience. These applications have transformed a variety of aspects of daily life, such as communication, entertainment, productivity, and, perhaps most significantly, health and fitness management, by virtue of the pervasive adoption of smartphones and tablets.

The domain of mobile applications encompasses a diverse array of software solutions tailored to meet the distinct needs and preferences of consumers. Mobile applications serve a diverse range of interests and activities, encompassing social networking platforms and productivity tools. Mobile applications are essential in health and fitness, providing individuals with tools to monitor, track, and enhance several aspects of their well-being, such as nutrition, exercise, sleep, and stress management.

This literature review examines the existing research and scholarship on interactive mobile technology and its capacity to improve user comprehension and involvement in health education. Numerous studies have detailed the development and implementation of mobile applications [1–15], while others have evaluated the effectiveness of interactive features in mobile technologies [16–30]. These studies primarily highlight the prospective benefits of interactive mobile tools in health contexts, emphasizing their capacity to improve knowledge retention and foster greater user engagement.

Nutrition tracking apps, in particular, have grown in popularity among people looking to adopt healthy eating habits and attain their fitness goals. These apps include features like food tracking, calorie counting, meal planning, and nutritional analysis, allowing users to track their dietary intake and make informed nutritional choices. By harnessing the capabilities of mobile devices - such as barcode scanning and machine learning-powered food recognition - these applications deliver real-time access to detailed nutritional data and personalized dietary recommendations.

Moreover, mobile applications are carefully crafted to enhance user engagement and experience. Attributes including user-friendly interfaces, gamification components, and social connectedness promote user engagement and dedication to health objectives. Instruments such as push alerts, progress tracking, and goal-setting frameworks cultivate accountability and empowerment, facilitating enduring behavioral modifications and enhancing long-term health outcomes.

2.2 Malaysian Nutrition and Calorie Tracker Mobile Application

The Malaysian Nutrition and Calorie Tracker Mobile Application was developed as part of this research initiative. This study addressed two primary research questions: first, how can a mobile application facilitate the efficient tracking of daily calorie intake using a comprehensive database of Malaysian food items? Secondly, what is the level of

effectiveness and user-friendliness of the created application designed for tracking daily caloric intake and offering an engaging platform to assist users in reaching their fitness objectives?

The creation of a culturally customized calorie and nutrition tracking mobile application for Malaysians will markedly enhance users' capacity to accurately monitor their nutritional intake, elevate their dietary awareness, and facilitate informed health decisions, resulting in improved dietary management and healthier eating practices.

Current calorie and nutrition tracking applications are inadequately tailored for Malaysian users owing to insufficient local food databases, hindering accurate dietary tracking. This study focuses on the necessity for a culturally pertinent mobile application that improves nutritional knowledge and facilitates dietary management. Key research questions include evaluating the app's effectiveness in improving user knowledge, the impact of a localized food database on accuracy and usability, the role of interactive features in engagement and adherence, comparisons with global apps, and factors influencing user adoption and long-term use in Malaysia.

The mobile application consists of five essential modules: (i) user registration, (ii) food database and logging, (iii) goal setting and progress tracking, (iv) educational resources, and (v) a mindfulness test. This research work resulted in the creation of a meticulously designed user interface, effective calorie-tracking features, and the integration of artificial intelligence components. The program is tailored for Malaysian consumers, addressing their unique food choices and cultural subtleties. Figures 1 to 10 display screenshots of the Malaysian Nutrition and Calorie Tracker Mobile Application, emphasizing its design and functionality.

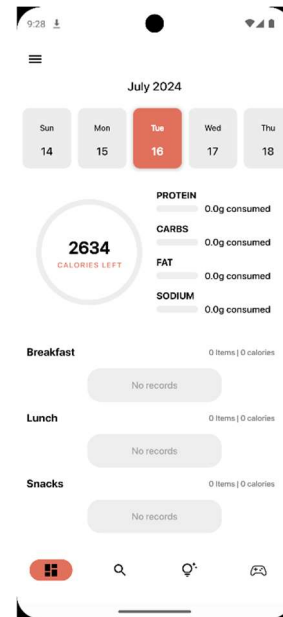


Figure 1: Screenshot of the dashboard page

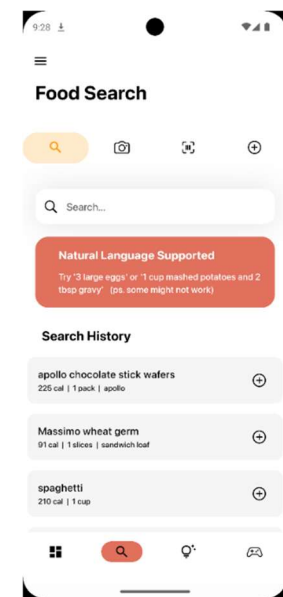


Figure 2: Screenshot of the search page

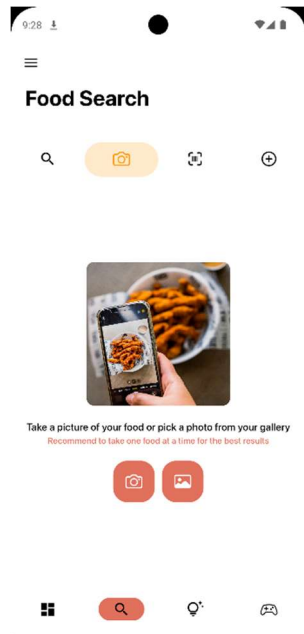


Figure 3: Screenshot of the food scan page

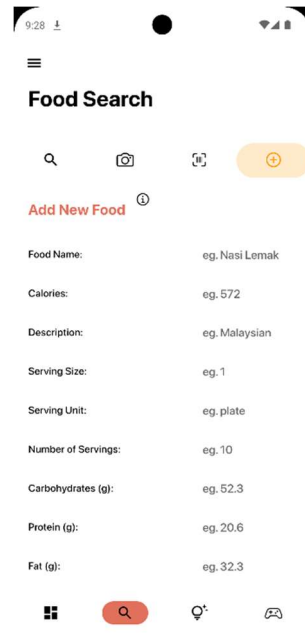


Figure 5: Screenshot of the add food page

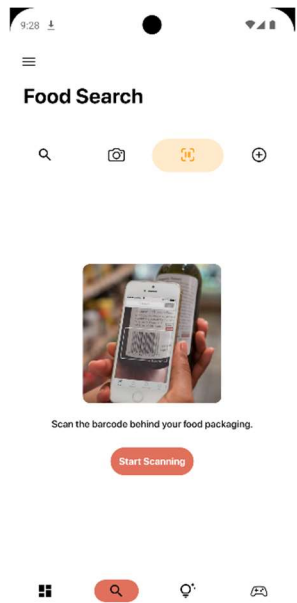


Figure 4: Screenshot of the barcode scan page



Figure 6: Screenshot of the health tips page

Table 1: Testing Respondents

	Multimedia Expert	Subject Matter Expert	Public
General Information	People who have expertise in the multimedia and information technology field.	People who specialize in the nutrition and diets field.	Individuals from the public that may come from any profession, any age group or any educational background.
Description	To evaluate the usability of mobile applications for the purpose of monitoring daily caloric intake and providing an interactive approach to achieve users' fitness goals.		

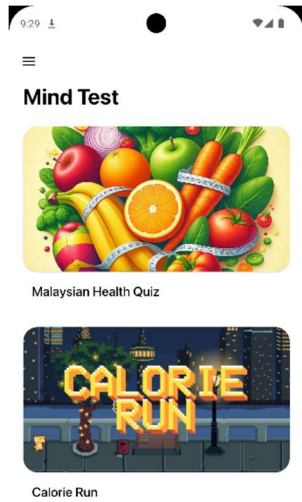


Figure 7: Screenshot of the mind test page




Figure 8: Screenshot of the welcome page

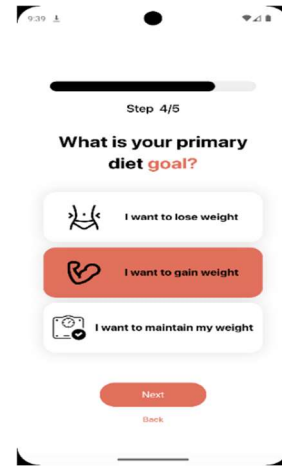


Figure 8: Screenshot of the biodata registration page

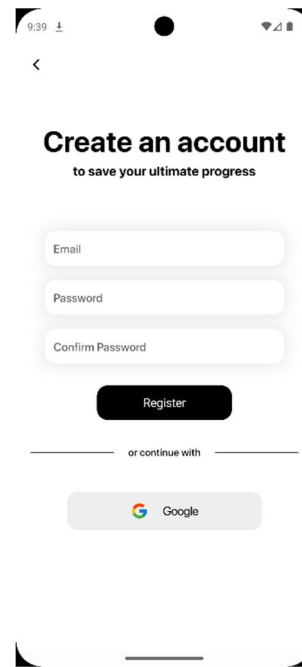


Figure 9: Screenshot of the user registration page

3. METHODOLOGY

This research utilizes a methodology grounded in the Software Development Lifecycle (SDLC), guaranteeing a methodical and organized approach to the development process. The software development life cycle includes multiple stages: planning, analysis, design, implementation, testing, and maintenance. Every stage is essential in producing a high-quality and resilient mobile application designed to cater to the requirements of users in Malaysia.

The methodology section offers a comprehensive account of the testing procedure and its results. The test plan encompasses essential elements such the selection of test participants, the testing timeline, the testing strategy, and the execution of testing protocols. Comprehensive data regarding the respondents is provided in Table 1.

A multimedia specialist is a person skilled in multimedia and information technology. In this study, three multimedia specialists assessed the program, concentrating on usability factors including the interface, interactivity, design, integration of multimedia components, and content organization.

Subject matter experts (SMEs) are specialists possessing profound expertise in nutrition and dietetics, who have played a pivotal role in enhancing the application and tackling specific issues. We enlisted the help of registered dietitians to assess the program objectively and provide feedback on its usefulness. Another goal of this testing phase was to ensure that the nutritional information provided by the app was accurate and comprehensive.

The public testing comprised 30 participants, including acquaintances, relatives, and Malaysians with previous experience utilizing calorie tracking software. Each participant independently assessed the mobile application and appraised it according to their user experience. Participants were obligated to fill out a questionnaire evaluating the application's usability and content, yielding information into its efficacy and user happiness.

3.1 Test Description

A total of 36 respondents participated in the testing procedure. After receiving a comprehensive explanation of the work, each respondent conducted the testing independently. They were required to complete the questionnaire in its entirety and provide feedback and comments on the application based on their individual perspectives.

3.2 Test Data

Table 2 summarizes the user testing data, whereas Tables 3, 4, and 5 display the data gathered from subject matter experts, multimedia specialists, and students, respectively.

Table 2: Test Data for User Testing

Respondent Category	Number of Respondents
Multimedia Expert	3
Subject Matter Expert	3
Public	30

Table 3: Details of Multimedia Expert

No.	Respondent	Position
1	Respondent 1	AVP, Lead Designer, Astro AWANI
2	Respondent 2	Lecturer, Universiti Teknikal Malaysia Melaka
3	Respondent 3	Lecturer, Universiti Teknikal Malaysia Melaka

Table 4: Details of Subject Matter Expert

No.	Respondent	Position
1	Respondent 1	Head of Dietitian Department, Hospital Melaka
2	Respondent 2	Dietitian, Hospital Melaka
3	Respondent 3	Dietitian, Hospital Melaka

Table 5: Details of the Public

Category	Details
Type of Respondent	Public
Number of Respondents	30
Gender	Male: 15 users Female: 15 users
Age Distribution	18-25 years old: 24 users 36-45 years old: 1 user 46-55 years old: 5 users

4. DATA ANALYSIS AND RESULTS

The study includes diagrams and charts to encapsulate the findings from the system testing and evaluation processes, offering a visual representation of the outcomes.

4.1 Multimedia Experts

Three respondents, comprising a multimedia expert who is a lecturer and two graphic designers, participated in the testing process. Each expert was provided with a questionnaire and asked to evaluate the mobile application after using it. Their assessment focused on content delivery, usability, and user interface design. The collected data were subsequently analyzed and presented in graphical form. Figure 11 illustrates the gender distribution of the multimedia experts involved in the testing: two respondents were male, and one was female.

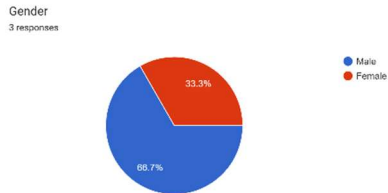
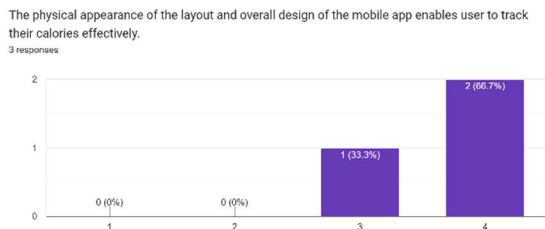


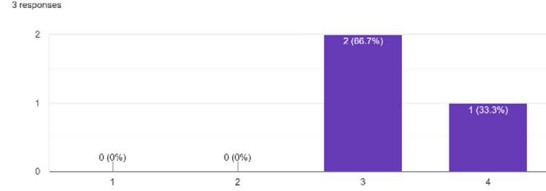
Figure 11: Gender of the multimedia experts

4.1.1 Chart of User Interface Design for Multimedia Experts

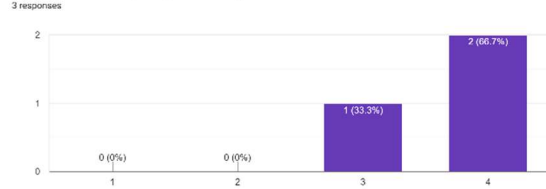
Figure 12 displays the data related to the user interface design evaluation. The results indicate unanimous agreement among the experts regarding the app's usability and adherence to multimedia design principles. All participants confirmed that the mobile application's user interface was well-designed and culturally appropriate for Malaysian users.



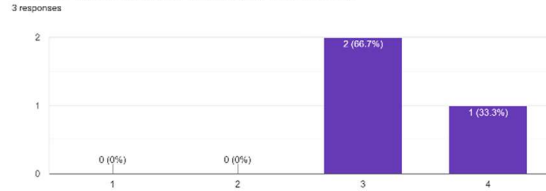
The combination of colors themes and color tones in this mobile app is appropriate and aesthetically attractive.



The pictures and graphical components used in this mobile app are attractive, appropriate and highly suitable for the primary theme of app.



The overall layout and design of the mobile app is not cluttered.



The appearance of the graphics and pictorial components accurately represent what they are supposed to represent without causing feelings of ambiguity and confusion.

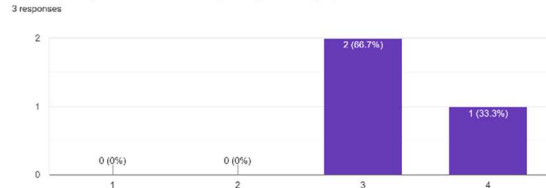


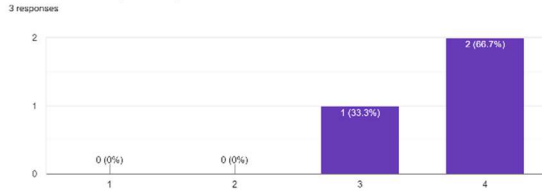
Figure 12: Results of User Interface Design by Multimedia Experts

4.1.2 Chart of Content Delivery for Multimedia Experts

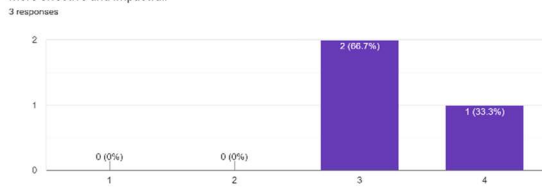
As shown in Figure 13, all experts concurred that the mobile application's content was easy to understand, even for users with limited prior knowledge of the subject. They unanimously agreed that the audio components were clear and comprehensible. Moreover, the experts highlighted that the effective use of textual elements significantly enhanced the user experience by presenting the content in a well-organized and accessible manner. Additionally, they affirmed that the integration of multimedia elements contributed to a more effective and intuitive

understanding of the content, further improving user engagement and comprehension.

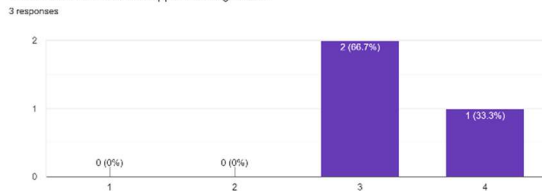
The utilisation of multimedia elements in this app helps the users to perceive the information and facts more effectively and easily.



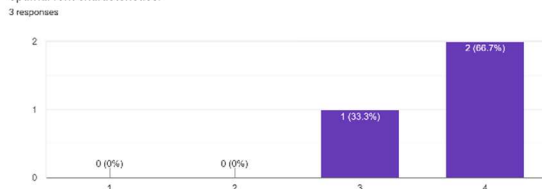
The integration of audible components and voice narrations makes the content delivery process more effective and impactful.



The content of the mobile app is well-organized.



The textual components in the mobile app uses suitable types of fonts, appropriate font sizes and optimal font characteristics.



The components in the mobile app that involves textual elements are easily comprehensible, clear, and highly readable.

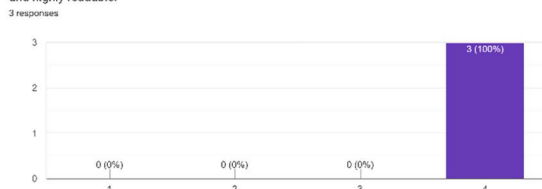


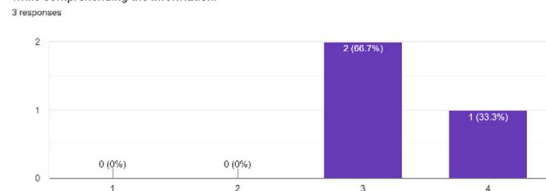
Figure 13: Results of Content Delivery by Multimedia Experts

4.1.3 Chart of Usability for Multimedia Experts

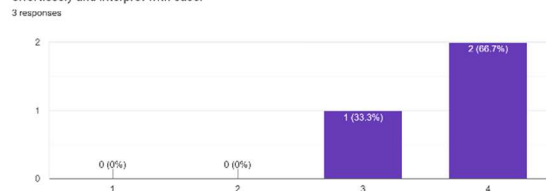
Figure 14 illustrates that all experts unanimously concur that the app's navigation is intuitive and unambiguous, enabling users to readily understand the information provided. All experts agreed that the color schemes utilized in the app do not disrupt users' visual perception or impede their information processing capabilities. Conversely, the meticulously chosen colors augmented the aesthetic allure of the user interface, rendering it more colorful and captivating, thereby markedly enhancing the user experience.

Figure 14 further emphasizes that all experts deemed the app's auditory elements and voice narrations to be clear, comprehensible, and easily interpretable. The integration of multimedia components significantly improved the functionality and general utility of the user interface. Moreover, all specialists concurred that the fonts utilized in the software are visually appealing and enhance a comfy design. The app's information and data were characterized as readily comprehensible, devoid of substantial barriers, such as unclear terminology, hindering understanding.

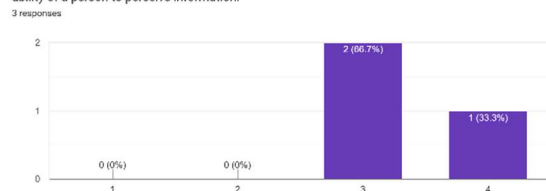
The navigation of the app can be understood clearly without any notable occurrences of ambiguity while comprehending the information.



The audible components and voice narrations in the mobile app are clear enough to understand effortlessly and interpret with ease.



The choice of color themes does not interfere or obstruct the visual faculties of a person or the ability of a person to perceive information.



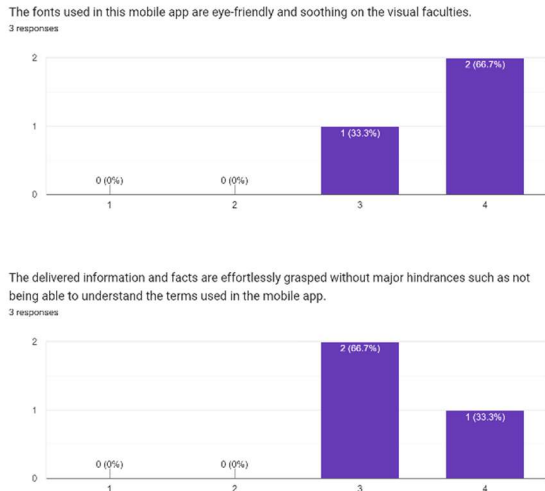


Figure 14: Results of Usability by Multimedia Experts

Table 6 provides a comprehensive summary of the comments from the multimedia specialists.

Table 6: Result Summary for Multimedia Expert

Question Type	Strongly Disagree	Disagree	Agree	Strongly Agree	Total
User Interface Design	0	0	53.33%	46.67%	100%
Content Delivery	0	0	40%	60%	100%
Usability	0	0	53.33%	46.67%	100%
Average	0	0	48.89%	51.11%	100%

4.2 Subject Matter Experts

Three respondents, all subject matter experts and nutritionists from Hospital Melaka, Malaysia, engaged in the testing process via questionnaires. Figure 15 depicts the gender distribution of these experts, indicating that all responders were female. The data gathered during this testing phase were examined and displayed graphically.

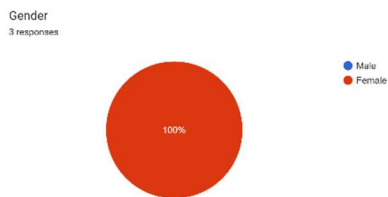
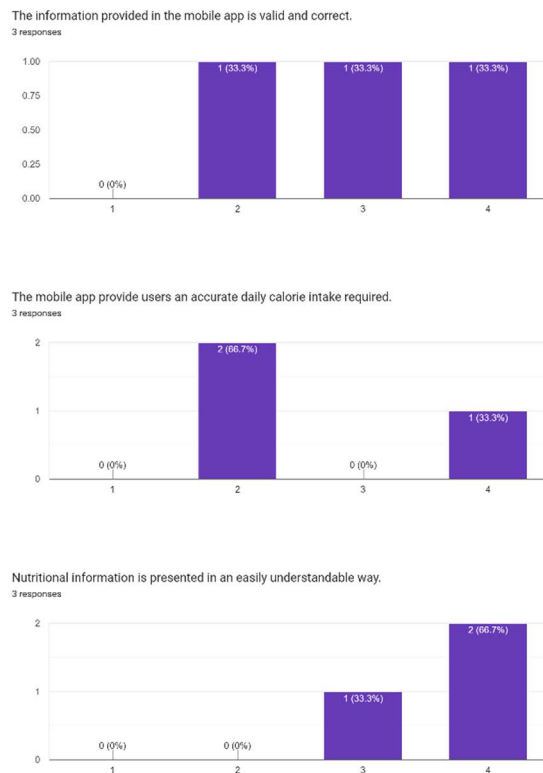


Figure 15: Gender of the Subject Matter Experts

4.2.1 Chart of Information for Subject Matter Experts

The subject-matter experts assessed the nutritional information in the smartphone application for accuracy and clarity. As illustrated in Figure 16, there was unanimous agreement that the nutritional data was well presented and comprehensible. Certain nutritional data, which did not entirely align with the Malaysian Food Composition database, raised doubts over its accuracy. Furthermore, although the application precisely evaluated daily calorie needs, significant disparities arose from differing calculation methods. Experts noted that some users might face limited access due to their exclusive reliance on English and particular technical jargon. They suggested integrating a Malay language environment to improve usability for a wider audience to tackle this issue.



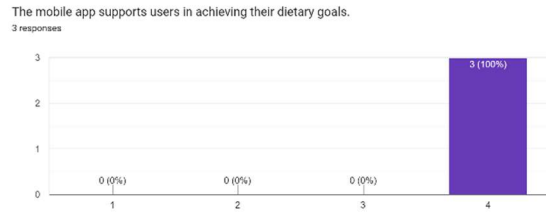
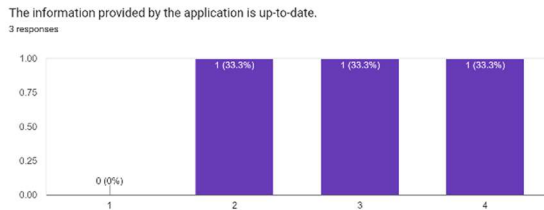
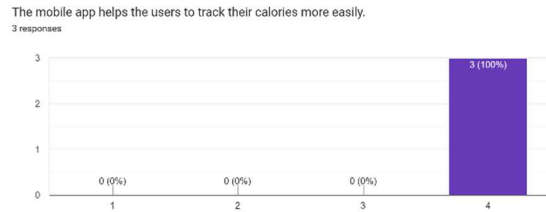
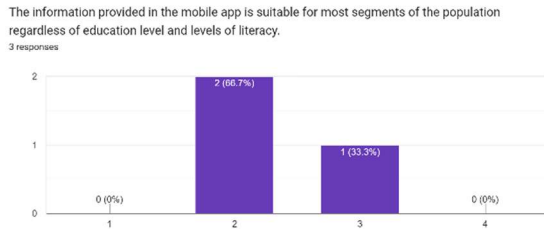


Figure 16: Result of Information by Subject Matter Experts

4.2.2 Chart of Usefulness for Subject Matter Experts

The subject matter experts assessed the usefulness of the mobile application, as illustrated in Figure 17. They unanimously agreed that the app is highly effective in supporting users with calorie tracking and in helping them achieve dietary goals such as weight maintenance, weight loss, or weight gain. Moreover, the experts unambiguously confirmed that the application substantially enhances awareness of calorie tracking and fosters personal health management. Nonetheless, many reservations were expressed about the app's appropriateness for all age demographics. An expert observed that specific terminology in the program may present comprehension difficulties for younger users, indicating that the app is primarily designed for individuals aged 18 and older.

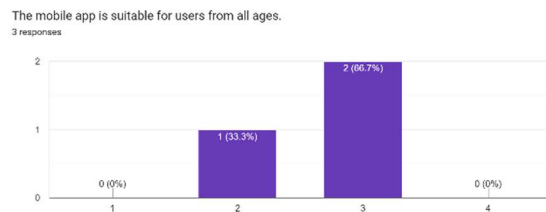
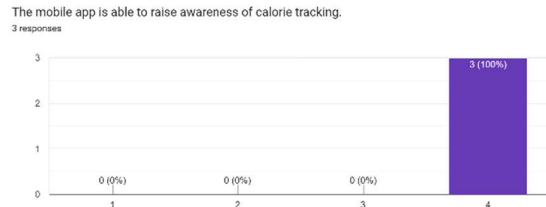
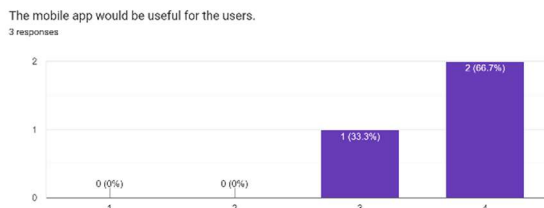


Figure 17: Result of Usefulness by Subject Matter Experts



4.2.3 Chart of Database for Subject Matter Experts

The subject matter experts assessed the thoroughness and precision of the mobile app's food database, as illustrated in Figure 18. Two experts concurred that the application offers an extensive database of Malaysian food items, but one expert contested this, highlighting the omission of specific meals in the database as a drawback, despite the capability to add foods manually. Two experts concurred that the app gathers adequate data to provide a diverse array of meal options for tracking, however one expert objected for analogous reasons. Concerns were raised over the accuracy of the nutritional data, as one expert identified

discrepancies between the app's content and the Malaysia Food Composition database. All experts concurred that the application's ability to incorporate bespoke foods augments its efficacy, enabling users to record certain things that may be absent from the current database.

Table 7 summarizes the results of the assessments performed by subject matter experts.

Table 7: Result Summary for Subject Matter Expert

Question Type	Strongly Disagree	Disagree	Agree	Strongly Agree	Total
Information	0	0%	26.67%	33.33%	100%
Usefulness	0	6.67%	20%	73.33%	100%
Database	0	20%	53.33%	26.67%	100%
Average	0	22.23%	33.33%	44.44%	100%

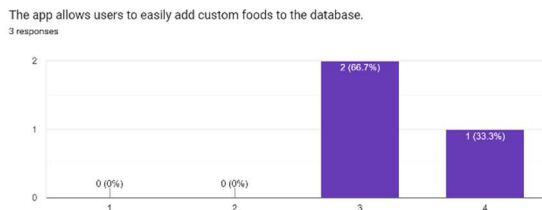
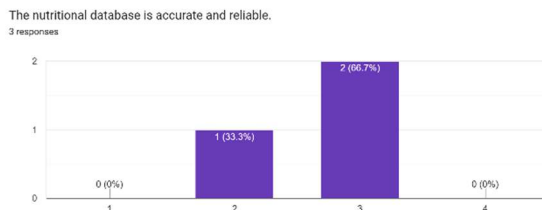
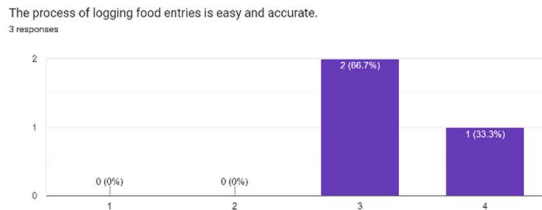
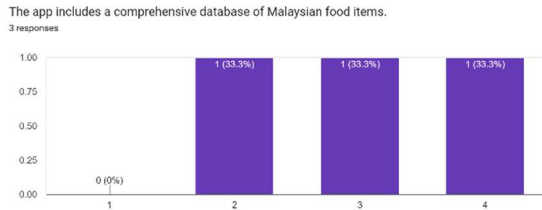


Figure 18: Result of Database by Subject Matter Experts

4.3 Public

The testing phase encompassed a sample of 30 Malaysian consumers, with the gender distribution of the responses depicted in Figure 19. After concluding the mobile app testing, participants assessed the app according to their preferences on a Likert scale, guided by inquiries in four principal domains: usability, learnability, utility, and overall satisfaction. The acquired data were examined and presented graphically to clearly represent the findings.

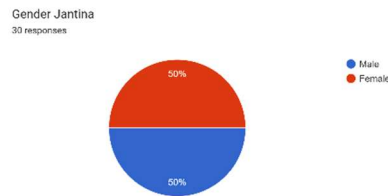


Figure 19: Gender of the Public

4.3.1 Chart of Ease of Use for Public

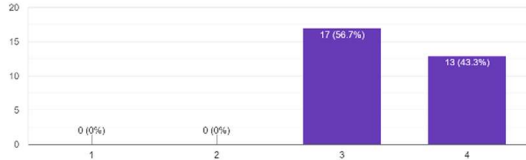
Figure 20 illustrates the customer response regarding the mobile app's usability, which was predominantly favorable. A majority of respondents, 56.7%, concurred that the software is user-friendly, with an additional 43.3% expressing strong agreement, indicating a significant level of usability. Similarly, 70% of users agreed that the app requires the fewest steps to complete activities, with 30% indicating strong agreement, highlighting the program's efficiency and simplified design. Concerning error recovery, 50% of consumers concurred that they could effortlessly rectify mistakes, with 46.7% expressing strong agreement. One user, however, voiced disagreement, pointing out difficulties in adjusting food quantities after logging. In addressing questions about using the app without lessons, 33.3% agreed, 46.7% strongly agreed, and 20% disagreed, highlighting the need for improved introductory support or tutorials.

Ultimately, 53.3% of users concurred that the app operates consistently, with 43.3% expressing strong agreement, while only one user noted discrepancies. The feedback suggests that users see the app as user-friendly, efficient, and consistent; however, certain elements, particularly onboarding, require further improvement.

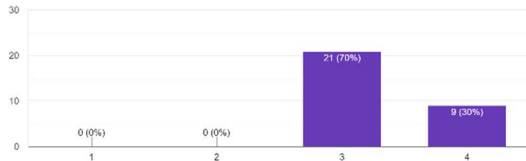
4.3.2 Chart of Ease of Learning for Public

Figure 21 depicts user feedback regarding the app's learnability, which was largely favorable. A significant 46.7% of respondents agreed, while 53.3% strongly agreed, that they rapidly learned to use the app, suggesting that users typically find the software straightforward to master. Equally, 50% of users concurred, and 50% strongly concurred, that they can effortlessly recall how to utilize the program, highlighting its memorability. Furthermore, 63.3% of participants concurred, and 33.3% strongly concurred, that they rapidly acquired proficiency with the application, indicating that it is comparatively simple to grasp, while a little segment of users faced certain difficulties. Regarding overall ease of learning, 43.3% agreed, and 56.7% strongly agreed, that the app is easy to learn. Lastly, 23.3% agreed, and 70% strongly agreed, that the app's navigation is intuitive, although 6.7% disagreed, primarily due to unclear instructions for adding new food to the dashboard. In summary, users generally find the app easy to learn and navigate, though there are minor areas for improvement in terms of guidance and navigation instructions.

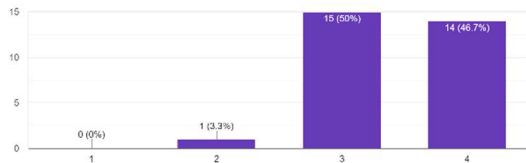
It is easy to use. Ia mudah digunakan.
30 responses



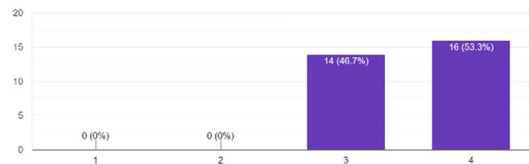
It requires the fewest steps possible to accomplish what I want to do with it. Ia memerlukan sedikit langkah untuk mencapai apa yang saya mahu melakukan dengannya.
30 responses



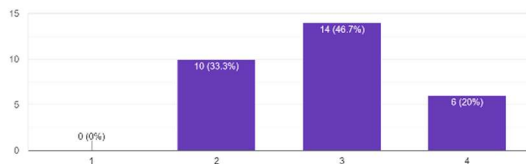
I can recover from mistakes quickly and easily. Saya boleh beralih daripada kesilapan dengan cepat dan mudah.
30 responses



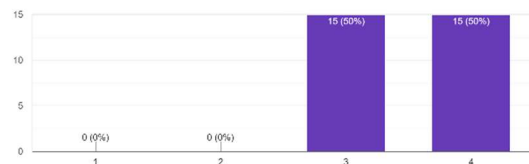
I learned to use it quickly. Saya belajar menggunakannya dengan cepat.
30 responses



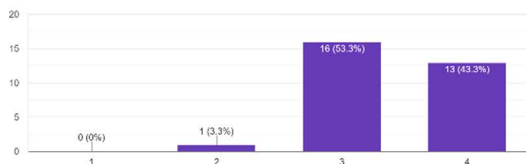
I can use it without any tutorials. Saya boleh menggunakannya tanpa sebarang tutorial.
30 responses



I easily remember how to use it. Saya mudah mengingati cara menggunakannya.
30 responses



I don't notice any inconsistencies as I use it. Saya tidak perasan sebarang ketidakkonsistenan semasa saya menggunakannya.
30 responses



I quickly became skillful with it. Saya menjadi mahir dengan cepat.
30 responses

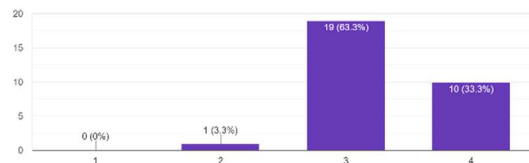


Figure 20: Result of Ease of Use by Public

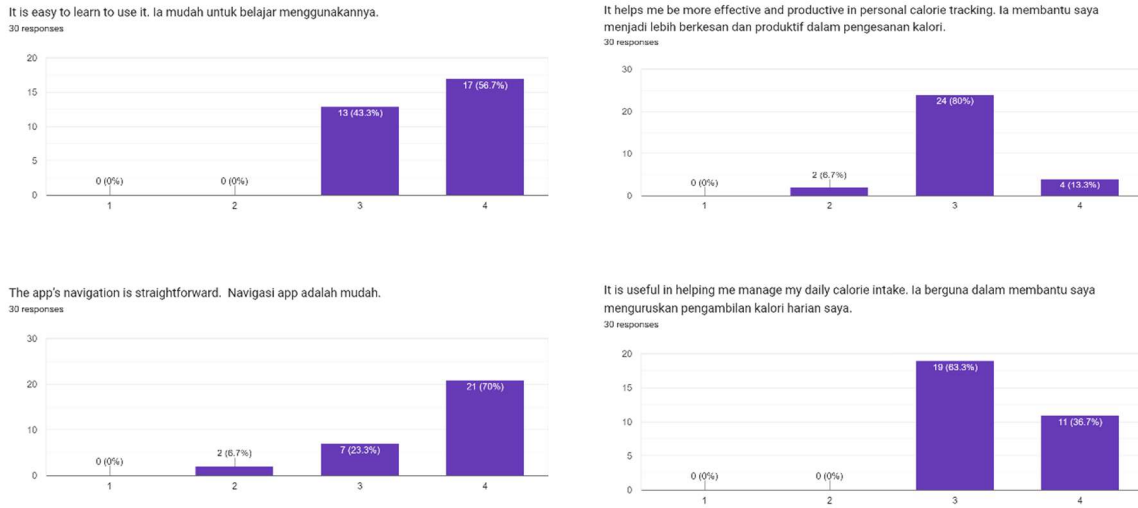


Figure 21: Result of Ease of Learning by Public

4.3.3 Chart of Usefulness for Public

The comments on the app's operation suggest a predominantly favorable response, as demonstrated in Figure 22. Significantly, 80% of respondents concurred, and 13.3% strongly concurred that the program improves their efficiency and productivity in personal calorie management, indicating substantial satisfaction with its efficacy. Nonetheless, the 6.7% who voiced disapproval highlight potential areas for improvement. Regarding the regulation of daily calorie intake, 63.3% agreed and 36.7% strongly agreed, reflecting high levels of consumer satisfaction in this domain. Conversely, while 40% of respondents agreed and 26.7% strongly agreed that the app meets their expectations, 33.3% disagreed, suggesting that a significant portion of users identifies shortcomings in critical areas. Likewise, 50% concurred and 30% strongly concurred that the app aids in goal attainment; nevertheless, 20% disagreed, highlighting potential areas for improvement in its efficacy. Ultimately, 56.7% concurred and 30% strongly concurred that the software conserves their time, while 13.3% dissented, with certain users seeing the manual input of food products not present in the database as a time-consuming constraint. Despite largely favorable reviews, the app might benefit from specific enhancements to better meet user expectations and improve its usefulness.

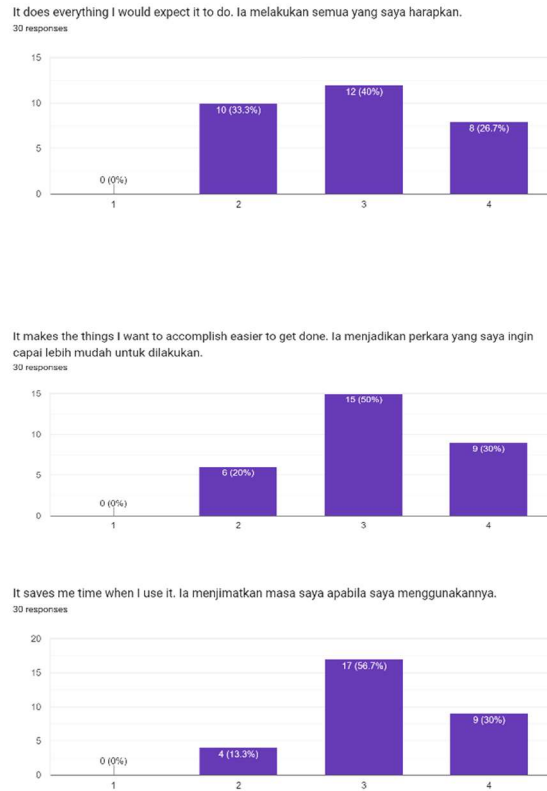


Figure 22: Result of Usefulness by Public

4.3.4 Chart of Satisfaction for Public

The satisfaction feedback in the concluding section indicates robust general endorsement of the app. Figure 23 illustrates that 66.7% of respondents concurred, while 33.3% expressed strong agreement with their satisfaction with the app, signifying

elevated levels of user satisfaction and perceived efficacy. Furthermore, 56.7% agreed and 40% strongly agreed that they would recommend the app to others, reflecting confidence in its usefulness; however, the 3.3% who disagreed suggest opportunities for improvement. Regarding functionality, 76.7% agreed and 23.3% strongly agreed that the app performs as intended, underscoring its reliability. Furthermore, 56.7% of users expressed agreement and 36.7% indicated strong agreement regarding the app's enjoyment factor, while 6.7% disagreed, suggesting that a portion of users might not find it captivating. In conclusion, a significant 63.3% of participants strongly affirmed the app's essential nature, while 16.7% also agreed. A small percentage of respondents expressed dissent, suggesting that the software may not fully accommodate the varied needs of all users. The response is largely positive, affirming the app's ability to meet user expectations and efficiently handle their needs, but also highlighting a few small areas for further enhancement.

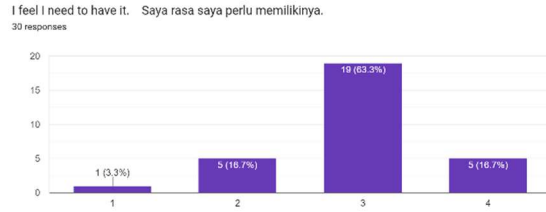
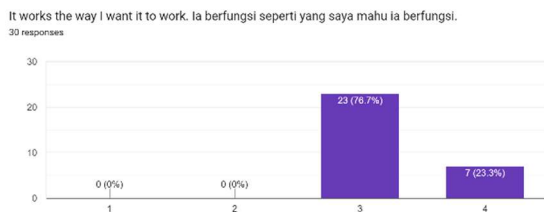


Figure 23: Result of Satisfaction by Public

Table 8 presents a comprehensive summary of the testing results for public evaluation.

Table 8: Result Summary for Public

Question Type	Strongly Disagree	Disagree	Agree	Strongly Agree	Total
Ease of Use	0	8%	55.33%	36.67%	100%
Ease of Learning	0	2%	45.33%	52.67%	100%
Usefulness	0	14.67%	58%	27.33%	100%
Satisfaction	0.67%	5.33%	64%	30%	100%
Average	0.16%	7.5%	55.67%	36.67%	100%



5. DISCUSSION

The Malaysian Calorie Tracker Mobile Application review provides an informative study of its potential to improve users' nutritional control and support healthier lifestyle choices. One of the program's key features is its ability to simplify the inherently tough process of calorie counting through the use of artificial intelligence and user-friendly aspects. Leveraging AI-driven food detection and a minimalist design, the app is an easily available and effective solution for consumers to track their daily calorie consumption. This technologically driven method promotes a more simple and interesting user experience by efficiently bridging the gap between nutritional knowledge and useful application.

This study addresses the critical issue of insufficient culturally and contextually appropriate calorie and nutrition tracking tools for the Malaysian

population. Current programs are predominantly tailored for non-Malaysian users and lack extensive databases on local food items, hence constraining their efficacy for Malaysian users. This gap impedes individuals from precisely monitoring their nutrient consumption and making informed dietary choices. The research aims to address this problem by creating and assessing an interactive mobile application specifically designed for Malaysians, with the objective of improving nutritional awareness, facilitating dietary management, and encouraging healthier eating practices.

Multimedia components, such as an aesthetically pleasing design, user-friendly navigation, and interactive graphs, were important in the application's success. The cohesive integration of these elements improves user understanding and engagement with the app, leading to heightened satisfaction and user retention. Feedback from dietitians during the testing phase indicated that the app's nutritional information was less precise for Malaysian cuisine due to its dependence on a primarily Western-oriented database. This constraint highlights the necessity of integrating localized data sources, such as the Malaysian Food Composition Database, to enhance the app's pertinence and precision for its intended users. The absence of a user-friendly function for adjusting food quantities post-logging was seen as a possible impediment to user efficiency, underscoring a critical topic for future improvement.

It is essential to acknowledge the obstacles and constraints involved in the creation and implementation of this calorie tracker application. The rich variety of Malaysian cuisine, the precision of nutritional databases, and the capacity to tailor food portions are essential elements that could influence the app's performance and the overall experience for users. Moreover, the app's success relies on continuous user involvement and the persistent enhancement of its features based on user input and new nutritional insights. Successfully tackling these challenges will be crucial for enhancing the application's functionality and guaranteeing it caters to the varied requirements of its users.

The evaluation of the Malaysian Calorie Tracker Mobile Application highlights substantial opportunities for advancing dietary management tools in Malaysia. While the app demonstrates notable strengths in user interface design and AI integration, addressing challenges related to localized nutritional accuracy and user customization is essential. Ongoing development and the incorporation of localized data sources will

be critical for enhancing the app's functionality, establishing it as an effective resource for calorie tracking, and fostering healthier lifestyle choices among its users.

The study effectively created a calorie and nutrition tracking program especially for Malaysia to meet the demand for culturally relevant knowledge. While nutritional consciousness and user involvement have improved, key components still need more research including food database accuracy, ongoing user retention, and actual behavioral impact. This software features locally specialized content and mindfulness evaluation, in contrast to worldwide applications like MyFitnessPal, which do not own local food databases. Nonetheless, it lacks sophisticated functionalities such as AI-based food identification or gamification seen in cutting-edge systems. Future endeavors should augment the database, boost long-term usability, and evaluate efficacy against current worldwide applications to amplify its influence.

This study successfully designed and analyzed a culturally relevant nutrition tracking application for Malaysian users; yet, numerous unresolved concerns remain. The study generally analyzed the application's usefulness in enhancing food awareness and engagement, although it did not completely analyze its long-term effects on users' eating behaviors and health consequences. Furthermore, while the localized food database enhances accuracy, continuous updates and integration with innovative food identification technology could substantially increase usability. The study did not examine potential scalability beyond Malaysia or adaptability for alternative dietary needs, including medical nutrition therapy. Furthermore, factors influencing user retention and adherence over extended periods require further investigation. Future research must address these deficiencies to enhance the application's effectiveness and broader significance.

6. CONCLUSION

The study's findings correspond with its research aims by illustrating that an interactive, culturally customized mobile application can effectively improve nutritional knowledge and facilitate dietary management among Malaysian users. The application effectively delivered accurate nutritional information, enhancing user understanding and involvement, so immediately fulfilling the study's objective of facilitating informed dietary choices. The inclusion of a localized food database and interactive features,

such as goal setting and mindfulness evaluation, contributed to its relevance and usability. Preliminary results further indicate that mobile-based health education fosters better food knowledge and healthier eating habits, reinforcing the study's aim of leveraging mobile technology to improve health outcomes in Malaysia.

This study emphasizes the potential of interactive mobile technology to transform health education by enhancing user engagement and understanding. The development and evaluation of a calorie and nutrition tracking mobile application tailored for the Malaysian population underscore the critical need for localized solutions that address specific dietary and cultural contexts. The program offers a robust platform for facilitating educated dietary choices and encouraging better lifestyles through the integration of a comprehensive food database, goal-setting functionalities, progress monitoring, instructional materials, and mindfulness evaluations.

The findings underscore the deficiencies of current calorie and nutrition tracking tools, which are predominantly tailored for non-Malaysian demographics, frequently rendering them irrelevant for local users due to insufficient databases of Malaysian food items. This work fills that need by creating a culturally and contextually relevant tool for Malaysians looking to control their calorie consumption, whether for weight loss, muscle gain, or weight maintenance. Comprehensive testing with a representative sample confirms the application's efficacy in facilitating dietary management and improving health outcomes.

This study shows how easily mobile technologies provide easily available and interesting tools for dietary control and health education, therefore improving public health. The developed application in this research represents a significant progress in the way technology is combined with health promotion campaigns in Malaysia. Subsequent research may build upon this study by investigating the scalability of the application, incorporating sophisticated features like artificial intelligence for tailored recommendations, and evaluating the enduring behavioral effects on users. Utilizing technology, we can develop novel strategies to empower individuals and improve public health results.

This work makes a substantial contribution to science by addressing a critical deficiency in existing calorie and nutrition tracking solutions, which are predominantly designed for non-Malaysian populations and lack culturally relevant food databases. This study introduces a specialized

mobile application that integrates a comprehensive Malaysian food database, goal-setting functionalities, and mindfulness evaluation, distinguishing it from advanced applications such as MyFitnessPal and Cronometer, which provide generalized nutritional tracking, thus enhancing user engagement and dietary awareness. The study enhances the discipline by illustrating the efficacy of localized, interactive mobile devices in augmenting health education and fostering informed dietary decisions. Moreover, it presents empirical evidence about the function of culturally adapted digital health tools in promoting sustained user engagement and improved dietary habits, establishing a basis for future advancements in personalized nutrition monitoring and digital health initiatives.

ACKNOWLEDGEMENT

This research constitutes a Final Year Project in Information and Communication Technology, undertaken in the Faculty of Information and Communication Technology, Universiti Teknikal Malaysia Melaka (UTeM). We express our sincere appreciation to UTeM and all participants who contributed to the concluding survey and testing phases of this research. Their views and participation have been crucial to the work's success, and we much appreciate their support.

REFERENCES

- [1] Pati, S., Menon, J., Rehman, T. *et al.* Developing and assessing the “MultiLife” intervention: a mobile health-based lifestyle toolkit for cardiometabolic multimorbidity in diabetes and hypertension management – a type 1 hybrid effectiveness-implementation trial protocol. *BMC Public Health* 25, 3 (2025). <https://doi.org/10.1186/s12889-024-20922->
- [2] Ramírez, A.S., Ayala, G.X., Murillo, M., Glik, D.C., Guerrero, A.D. Integrating Theory With a User-Centered Design Approach to Maximize mHealth Acceptability and Usability. *Health Education & Behavior*. 2025;0(0). doi:10.1177/10901981241311232
- [3] Hamad, F., AlMuhaisen, S., Urquhart, C. *et al.* Attitudes and perceptions of health schools' students toward mobile learning: a cross-sectional study. *BMC Med Educ* 24, 1558 (2024). <https://doi.org/10.1186/s12909-024-06394-y>
- [4] Comachio, J., Mesa-Castrillon, C.I., Beckenkamp, P.R. *et al.* “My Back Exercise App”—mHealth for Low Back Pain:

- Development and Usability Testing. *J Healthc Inform Res* (2024). <https://doi.org/10.1007/s41666-024-00179-0>
- [5] Sun, X., Jiang, Y., Wang, J. *et al.* Effects of a mobile health intervention based on a multitheoretical model of health behavior change on anxiety and depression, fear of cancer progression, and quality of life in patients with differentiated thyroid cancer: A randomized controlled trial. *BMC Med* 22, 466 (2024). <https://doi.org/10.1186/s12916-024-03652-0>
- [6] Nzabonimana, E., Malele-Kolisa, Y., and Hlongwa, P. (2024). The Feasibility and Acceptability of a Mobile Application for Oral Health Education Among Adults in Rwanda. *Clinical, Cosmetic and Investigational Dentistry*, 16, pp. 359–369. <https://doi.org/10.2147/CCIDE.S481599>
- [7] Rashid, N.S.A., Mohamad Marzuki, M.F., Abdullah, N.N. *et al.* Supporting caregivers of people with dementia: insights from Demensia KITA mobile application online content development. *Sci Rep* 14, 19302 (2024). <https://doi.org/10.1038/s41598-024-69947-7>
- [8] D. H. Febriani and S. F. Aryu, “Development and usability testing of diabetes risk calculator (diacal): a health education application”, *J. Soft Comput. Explor.*, vol. 5, no. 2, pp. 207-213, Jul. 2024.
- [9] Ren C, Zhou Y, Cai Q, Zhou M. Summary of the best evidence on self-management support schemes for patients with inflammatory bowel disease based on mobile health systems. *Digital Health*. 2024;10. doi:10.1177/20552076241261906
- [10] Karbasi Z, Ram M, Hajesmael Gohari S, Sabahi A. Investigating the e-Health Literacy of Patients with Type 2 Diabetes in the Use of Self-Care Mobile Health Applications. *Health Educ Health Promot* 2024; 12 (2), pp. 341-346
- [11] Guo, H., Li, Y., Li, L. *et al.* Process evaluation of an mHealth-based school education program to reduce salt intake scaling up in China (EduSaltS): a mixed methods study using the RE-AIM framework. *BMC Public Health* 24, 2261 (2024). <https://doi.org/10.1186/s12889-024-19732-y>
- [12] Malvas, Gabriel. The Need to ‘Git Gud’: A Review of Potential and Pitfalls in Mobile Gamification of Paediatric Health Education. *Medical Research Archives*, [S.I.], v. 12, n. 3, mar. 2024. ISSN 2375-1924. Available at: <https://esmed.org/MRA/mra/article/view/5263>. Date accessed: 15 jan. 2025. doi: <https://doi.org/10.18103/mra.v12i3.5263>.
- [13] Rahayu, S., Said, S. M., and Sansuwito, T. B. (2024). The Effect of mHealth on Preventing Anemia in Adolescent Girls: A Literature Review. *International Journal of Health Sciences*, 2(1), pp. 281–297. <https://doi.org/10.59585/ijhs.v2i1.280>
- [14] Goh, C.E., Zheng, K., Chua, W.Y., *et al.* Development of a dental diet-tracking mobile app for improved caries-related dietary behaviours: Key features and pilot evaluation of quality. *Digital Health*. 2024;10. doi:10.1177/20552076241228433
- [15] Yu, C.-W., Chao, C.-M., Chang, C.-F., Chen, R.-J., Chen, P.-C., and Liu, Y.-X. (2021). Exploring Behavioral Intention to Use a Mobile Health Education Website: An Extension of the UTAUT 2 Model. *Sage Open*, 11(4). <https://doi.org/10.1177/21582440211055721>
- [16] Rubel Datta, Pankaj Kumar Sarker, Lima Shikdar, Md. Halimuzzaman, Mohammad Rezaul Karim (2024). "Mobile Applications for Enhancing Safety Audits in Healthcare Construction Sites", *Journal of Angiotherapy*, 8(9), pp. 1-6, 9856
- [17] Maeda, T. Advances in digital technology in healthcare. *Hypertens Res* (2024). <https://doi.org/10.1038/s41440-024-02011-z>
- [18] Kumar R, Singhal M, N R, Sinha AP, Verma A, Kumar B, Islam KM. Enhancing Latent Tuberculosis Infection Treatment Adherence with Mobile Health Intervention: A Quasi-Experimental Study. *Natl J Community Med [Internet]*. 2024 Oct. 1 [cited 2025 Jan. 15];15(10):792-9. Available from: <https://www.njcmindia.com/index.php/file/article/view/4526>
- [19] Multazam, A. M., Pujowati, Y., and Hartati, S. (2024). Evaluation of the Effectiveness of Mobile Health Apps in Improving Public Health Awareness in Indonesia. *West Science Information System and Technology*, 2(01), 1–8. <https://doi.org/10.58812/wsist.v2i01.803>
- [20] Sabith, N.U.S., Rabbani, M., Alam, K.S. *et al.* Smartphone based non invasive real time white blood cell counter leveraging blue light and static magnetic field. *Sci Rep* 15, 1594 (2025). <https://doi.org/10.1038/s41598-024-81459-y>
- [21] Kurnia, A., Said, F. M., and Paduragan, S. L. (2024). User-Centered Usability Evaluation of the DiaCare App for Diabetes Self-

- Management: A uMARS Analysis. *Al-Rafidain Journal of Medical Sciences (ISSN 2789-3219)*, 7(2), pp. 171–176. <https://doi.org/10.54133/ajms.v7i2.1499>
- [22] Tang, Z., Zhao, L., Li, J. *et al.* Prognostic effectiveness of interactive vs. non-interactive mobile app interventions in type 2 diabetes: a systematic review and meta-analysis. *Arch Public Health* 82, 221 (2024). <https://doi.org/10.1186/s13690-024-01450-x>
- [23] Samadbeik, M., Engstrom, T., Lobo, E.H. *et al.* Healthcare dashboard technologies and data visualization for lipid management: A scoping review. *BMC Med Inform Decis Mak* 24, 352 (2024). <https://doi.org/10.1186/s12911-024-02730-w>
- [24] Ghaffarifar, S., Behmanesh, F., Gholamnia-Shirvani, Z. *et al.* Designing, implementing and evaluating childbirth training protocol for undergraduate midwifery students with a computer and mobile application based on gamification method: study protocol. *BMC Med Educ* 24, 1326 (2024). <https://doi.org/10.1186/s12909-024-06316-y>
- [25] Freitag, B., Uncovska, M., Meister, S. *et al.* Cost-effectiveness analysis of mHealth applications for depression in Germany using a Markov cohort simulation. *npj Digit. Med.* 7, 321 (2024). <https://doi.org/10.1038/s41746-024-01324-0>
- [26] Tamblyn R, Habib B, Buckeridge DL, *et al* Evaluating the effectiveness of the Smart About Meds (SAM) mobile application among patients discharged from hospital: protocol of a randomised controlled trial *BMJ Open* 2024; 14:e084492. doi: 10.1136/bmjopen-2024-084492
- [27] Heinz, M.V., Lekkas, D., Abreu, V. *et al.* Evaluating a mobile app's effects on depression and anxiety in medication-treated opioid use disorder. *npj Mental Health Res* 3, 43 (2024). <https://doi.org/10.1038/s44184-024-00086-7>
- [28] Xu, Dandan and Cui, Yong and Liu, Yucong and Zhang, Shiqian and Lin, Yusong, Automatic Lightweight Gan-Based Transfer Function Generation in Mobile Medical Imaging. Available at SSRN: <https://ssrn.com/abstract=4956175> or <http://dx.doi.org/10.2139/ssrn.4956175>
- [29] Abdelmalak, N., Burns, J., Suhlrie, L. *et al.* Consideration of inequalities in effectiveness trials of mHealth applications – a systematic assessment of studies from an umbrella review. *Int J Equity Health* 23, 181 (2024). <https://doi.org/10.1186/s12939-024-02267-4>
- [30] He, M., Chen, M., Ji, Y., and Lu, G. (2024). Effectiveness of smartphone app-based interventions after surgery on quality of recovery among cancer patients: a systematic review and meta-analysis. *Annals of Medicine*, 56(1). <https://doi.org/10.1080/07853890.2024.2390167>